

## Railing

[ADA COMPLIANT HAND RAILING](#)

---

[AGECRAFT - COLONIAL](#)

---

[AGECRAFT - TWIN RAILING](#)

---

[AGECRAFT - FRENCH QUARTER](#)

---

[WESTBURY - TUSCANY \(C10 SERIES\)](#)

---

[WESTBURY - MONTEGO \(C20 SERIES\)](#)

---

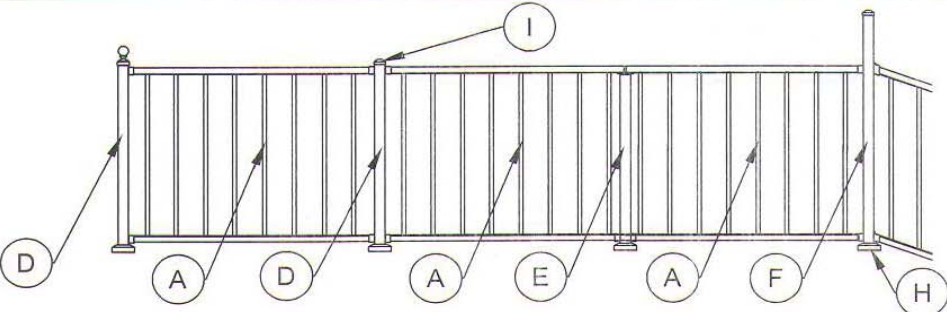
[WESTBURY - RIVIERA W/RINGS \(C30R SERIES\)](#)

---

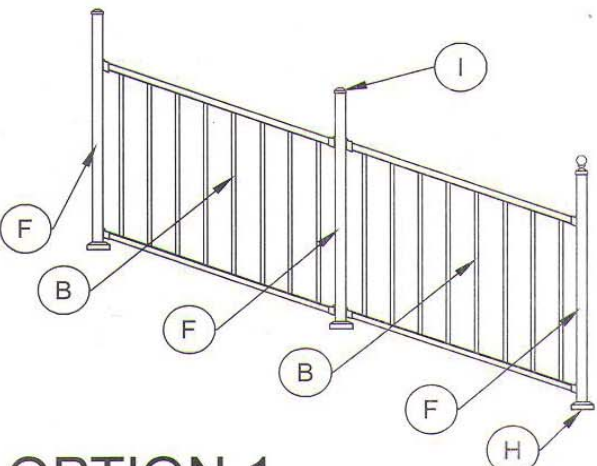
[OTHER WESTBURY STYLES](#)

---

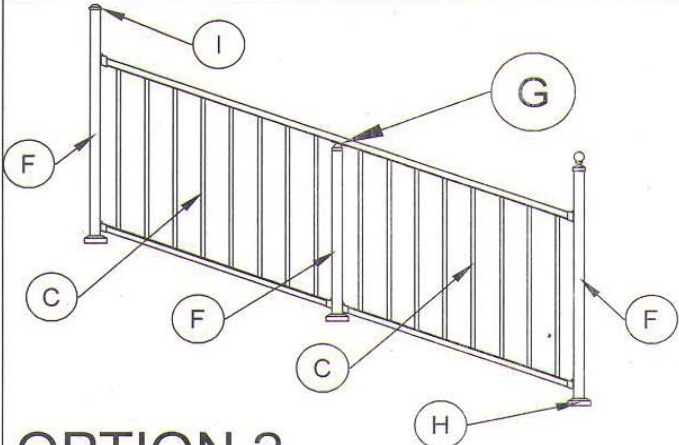
# WESTBURY RAILING APPLICATION GUIDE



SEE STAIR  
OPTION 1  
POST TO POST  
OPTION 2  
CROSSOVER



**OPTION 1**



**OPTION 2**

| SECTIONS: |                         |
|-----------|-------------------------|
| A         | STANDARD SECTION        |
| B         | STAIR SECTION           |
| C         | STAIR CROSSOVER SECTION |

| POSTS: |                      |
|--------|----------------------|
| D      | BLANK POST           |
| E      | CROSSOVER POST       |
| F      | STAIR POST           |
| G      | ADJ. CROSSOVER MOUNT |
| H      | FLAIR                |
| I      | FLAT CAP OR BALL CAP |

ORDER ONE FLAIR PER POST  
AND ONE CAP FOR EVERY  
NON- CROSSOVER POST

**Must specify Type of Section when ordering. (Standard, Stair, or Crossover Stair)**

**Note: Order one flair per post. Order one cap for each blank post (not required for crossover posts)**

**Post used for core drilling are longer w/o welded plate. Call for price**

**2-1/2" Posts with welded plate are available. Call for price**

# TUSCANY (Style C10)

(with railing mounts)

## 36" Tall



AAMA 2604 Architectural Grade Powder Coating  
 Spindles: 3/4" x 3/4" x (.053")

Top Rail: 1 3/4" Wide (.090") x 1 3/8" Tall (.085")  
 Bottom Rail: 1 3/4" Wide (.090") x 1 1/4" Tall (.120")

**Stock Colors are Black Fine Texture, Bronze Fine Texture, and Gloss White.**

### SECTIONS

(1) Section Includes: Top & bottom rails, spindles and (1) 4-pack mounts.

Stair Sections are Standard Rise over Run ( 32°/36° ).

| Stock     | Width     |           |           |                  |           |                  |
|-----------|-----------|-----------|-----------|------------------|-----------|------------------|
|           | 3'        | 4'        | 5'        | 6'               | 7'        | 8'               |
|           |           |           |           | <b>\$ 151.61</b> |           | <b>\$ 193.59</b> |
| Non-Stock | \$ 105.81 | \$ 124.94 | \$ 151.87 | \$ 168.43        | \$ 198.39 | \$ 215.07        |

### Section Part Number Guide

### **C10-36x-yz**

x = Width    3 | 4 | 5 | 6 | 7 | 8

y = Style    R = Straight Section | S = Stair Section | C = Stair Crossover Section

z = Color    BF = Black Fine Texture | NF = Bronze Fine Texture | W = White | G = Green | B = Black

N = Bronze | BE = Beige | C = Chocolate | SW = Speckled Walnut | SS = Sandy Shore | CL = Clay

### POSTS

|            |  | <u>STOCK</u> | <u>NON-STOCK</u> |
|------------|--|--------------|------------------|
| C10-36BP-z | 2" x 2" x 37" Blank Post (.090")         | \$ 43.43     | \$ 48.26         |
| C10-36CP-z | 2" x 2" Crossover Post (.090")           | \$ 55.24     | \$ 61.39         |
| C10-36SP-z | 2" x 2" x 47" (Stair) Blank Post (.090") | \$ 48.33     | \$ 53.69         |
| C10-FL-z   | 2" Flair ( <b>2 pieces</b> )             | \$ 9.95      | \$ 11.05         |
| C10-PC-z   | 2" Flat Cap                              | \$ 2.84      | \$ 2.84          |
| C10-BC-z   | 2" Ball Cap                              |              | \$ 8.08          |

# TUSCANY (Style C10)

(with railing mounts)

## 42" Tall



AAMA 2604 Architectural Grade Powder Coating  
 Spindles: 3/4" x 3/4" x (.053")

Top Rail: 1 3/4" Wide (.090") x 1 3/8" Tall (.085")  
 Bottom Rail: 1 3/4" Wide (.090") x 1 1/4" Tall (.120")

**Stock Colors are Black Fine Texture, and Bronze Fine Texture**

### SECTIONS

(1) Section Includes: Top & bottom rails, spindles and (1) 4-pack mounts.

Stair Sections are Standard Rise over Run ( 32°/36° ).

| Stock     | Width     |           |           |           |           |                  |
|-----------|-----------|-----------|-----------|-----------|-----------|------------------|
|           | 3'        | 4'        | 5'        | 6'        | 7'        | 8'               |
| Non-Stock | \$ 109.34 | \$ 131.04 | \$ 159.80 | \$ 177.59 | \$ 209.40 | \$ 227.29        |
|           |           |           |           |           |           | <b>\$ 204.57</b> |

### Section Part Number Guide

### **C10-42x-yz**

x = Width    3 | 4 | 5 | 6 | 7 | 8  
 y = Style    R = Straight Section | S = Stair Section | C = Stair Crossover Section  
 z = Color    BF = Black Fine Texture | NF = Bronze Fine Texture | W = White | G = Green | B = Black  
               N = Bronze | BE = Beige | C = Chocolate | SW = Speckled Walnut | SS = Sandy Shore | CL = Clay

### POSTS

|            |  | <u>STOCK</u> | <u>NON-STOCK</u> |
|------------|--|--------------|------------------|
| C10-42BP-z | 2" x 2" x 43" Blank Post (.090")         | \$ 46.98     | \$ 52.22         |
| C10-42CP-z | 2" x 2" Crossover Post (.090")           | \$ 58.79     | \$ 65.31         |
| C10-42SP-z | 2" x 2" x 53" (Stair) Blank Post (.090") | \$ 52.09     | \$ 57.89         |
| C10-FL-z   | 2" Flair ( <b>2 pieces</b> )             | \$ 9.95      | \$ 11.05         |
| C10-PC-z   | 2" Flat Cap                              | \$ 2.84      | \$ 2.84          |
| C10-BC-z   | 2" Ball Cap                              |              | \$ 8.08          |

# TUSCANY (Style C10)



AAMA 2604 Architectural Grade Powder Coating  
 Spindles: 3/4" x 3/4" x (.053")

Top Rail: 1 3/4" Wide (.090") x 1 3/8" Tall (.085")  
 Bottom Rail: 1 3/4" Wide (.090") x 1 1/4" Tall (.120")

## GATES

|          | <u>Width</u> |            |
|----------|--------------|------------|
|          | <u>36"</u>   | <u>48"</u> |
| 36" Tall | \$ 235.02    | \$ 285.78  |
| 42" Tall | \$ 250.39    | \$ 304.18  |

## Gate Part Number Guide

### C10-aaxx-z

a = Height    36 | 42  
 x = Width    36 | 48  
 z = Color    BF = Black Fine Texture | NF = Bronze Fine Texture | W = White | G = Green | B = Black  
                   N = Bronze | BE = Beige | C = Chocolate | SW = Speckled Walnut | SS = Sandy Shore | CL = Clay

## ACCESSORIES

|           |  |                        |                     |
|-----------|--|------------------------|---------------------|
| C10-PK-z  | Adjustable Crossover Mount                   |                        | \$ 35.48            |
| C10-ASM-z | Angle Swivel Mounts ( <i>Left to Right</i> ) |                        | \$ 70.91            |
| C10-SSM-z | Stair Swivel Mounts ( <i>Up and Down</i> )   |                        | \$ 86.24            |
| C10-RM-z  | Standard Rail Mounts                         |                        | \$ 33.47            |
| C10-SM-z  | Standard Stair Mounts                        |                        | \$ 35.11            |
|           |  | <u>White and Beige</u> | <u>Other Colors</u> |
| RPAINT-z  | Touch-Up Spray Paint                         | \$ 15.55               | \$ 36.88            |

Gate Hardware - See Page 37-38 (Gate Fittings Section)

# MONTEGO (Style C20)

(with railing mounts)

**36" Tall**



AAMA 2604 Architectural Grade Powder Coating  
Architectural Balusters: 3/4" x 3/4" x (.053")

Top Rail: 1 3/4" Wide (.090") x 1 3/8" Tall (.085")  
Bottom Rail: 1 3/4" Wide (.090") x 1 1/4" Tall (.120")

## SECTIONS - Non-Stock Items

(1) Section Includes: Top & bottom rails, architectural balusters and (1) 4-pack wall mounts.

Stair Sections are Standard Rise over Run ( 32°/36° ).

|          | Width     |           |           |           |           |
|----------|-----------|-----------|-----------|-----------|-----------|
|          | 4'        | 5'        | 6'        | 7'        | 8'        |
| 36" Tall | \$ 239.05 | \$ 293.66 | \$ 337.11 | \$ 395.01 | \$ 438.55 |
| 42" Tall | \$ 254.74 | \$ 313.45 | \$ 359.86 | \$ 421.97 | \$ 468.48 |

**36" POSTS - SEE PAGE 127**

**42" POSTS - SEE PAGE 128**

**ACCESSORIES -SEE PAGE 129**

## Section Part Number Guide

### **C20-aax-yz**

a = Height      36 | 42

x = Width      4 | 5 | 6 | 7 | 8

y = Style      R = Straight Section | S = Stair Section | C = Stair Crossover Section


z = Color      BF = Black Fine Texture | NF = Bronze Fine Texture | W = White | G = Green | B = Black

N = Bronze | BE = Beige | C = Chocolate | SW = Speckled Walnut | SS = Sandy Shore | CL = Clay

# RIVIERA W/RINGS (Style C30R)

(with railing mounts)

## 36" Tall



AAMA 2604 Architectural Grade Powder Coating  
 Spindles: 3/4" x 3/4" x (.053")

Top Rail: 1 3/4" Wide (.090") x 1 3/8" Tall (.085")  
 Mid Rail: 1 3/4" Wide (.070") x 1 1/4" Tall (.070")  
 Bottom Rail: 1 3/4" Wide (.090") x 1 1/4" Tall (.120")

### SECTIONS - Non-Stock Items

(1) Section Includes: Top, mid, & bottom rails, spindles, rings, and (1) 6-pack wall mounts.

Stair Sections are Standard Rise over Run ( 32°/36° ).

| Width     |           |           |           |           |           |
|-----------|-----------|-----------|-----------|-----------|-----------|
| 3'        | 4'        | 5'        | 6'        | 7'        | 8'        |
| \$ 180.21 | \$ 220.46 | \$ 263.42 | \$ 295.02 | \$ 347.56 | \$ 381.67 |

### Section Part Number Guide

### **C30R-36x-yz**

x = Width    3 | 4 | 5 | 6 | 7 | 8

y = Style    R = Straight Section | S = Stair Section | C = Stair Crossover Section

z = Color    BF = Black Fine Texture | NF = Bronze Fine Texture | W = White | G = Green | B = Black

N = Bronze | BE = Beige | C = Chocolate | SW = Speckled Walnut | SS = Sandy Shore | CL = Clay

### 36" POSTS - SEE PAGE 127

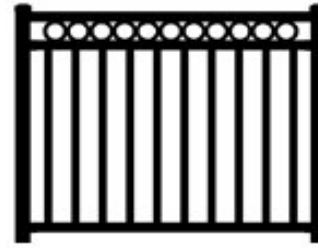
### ACCESSORIES

|            |  |  |
|------------|--|--|
| C10-PK-z   | Adjustable Crossover Mount                   | \$ 35.48                                   |
| C30R-ASM-z | Angle Swivel Mounts ( <i>Left to Right</i> ) | \$ 123.40                                  |
| C30R-SSM-z | Stair Swivel Mounts ( <i>Up and Down</i> )   | \$ 146.52                                  |
| C30R-RM-z  | Standard Rail Mounts                         | \$ 57.44                                   |
| C30R-SM-z  | Standard Stair Mounts                        | \$ 65.67                                   |
|            |  | <u>White and Beige</u> <u>Other Colors</u> |
| RPAINT-z   | Touch-Up Spray Paint                         | \$ 15.55                      \$ 36.88     |

# RIVIERA W/RINGS (Style C30R)

(with railing mounts)

**42" Tall**



AAMA 2604 Architectural Grade Powder Coating

Spindles: 3/4" x 3/4" x (.053")

Top Rail: 1 3/4" Wide (.090") x 1 3/8" Tall (.085")

Mid Rail: 1 3/4" Wide (.070") x 1 1/4" Tall (.070")

Bottom Rail: 1 3/4" Wide (.090") x 1 1/4" Tall (.120")

## SECTIONS - Non-Stock Items

(1) Section Includes: Top, mid, & bottom rails, spindles, rings, and (1) 6-pack wall mounts.

Stair Sections are Standard Rise over Run ( 32°/36° ).

Width

| 3'        | 4'        | 5'        | 6'        | 7'        | 8'        |
|-----------|-----------|-----------|-----------|-----------|-----------|
| \$ 183.85 | \$ 225.65 | \$ 270.19 | \$ 302.82 | \$ 356.93 | \$ 392.08 |

## Section Part Number Guide

### **C30R-42x-yz**

x = Width    3 | 4 | 5 | 6 | 7 | 8

y = Style    R = Straight Section | S = Stair Section | C = Stair Crossover Section

z = Color    BF = Black Fine Texture | NF = Bronze Fine Texture | W = White | G = Green | B = Black

N = Bronze | BE = Beige | C = Chocolate | SW = Speckled Walnut | SS = Sandy Shore | CL = Clay

## 42" POSTS - SEE PAGE 128

## ACCESSORIES - SEE PAGE 131

## GATES

Width

|          | 36"       | 48"       |
|----------|-----------|-----------|
| 36" Tall | \$ 273.56 | \$ 340.34 |
| 42" Tall | \$ 290.12 | \$ 358.58 |

## Gate Part Number Guide

### **C30R-aaxx-z**

a = Height    36 | 42

x = Width    36 | 48

z = Color    BF = Black Fine Texture | NF = Bronze Fine Texture | W = White | G = Green | B = Black

N = Bronze | BE = Beige | C = Chocolate | SW = Speckled Walnut | SS = Sandy Shore

Gate Hardware - See Page 37-38 (Gate Fittings Section)



## Additional Westbury Products

### Call for Pricing

\*\*Products are available in all colors

\*\* C10, C30, C30R, C31, and C32 are also offered with Round Spindles.

### C30 RAILING SPECIFICATIONS

Railing Heights: 36", 42"

Railing Lengths: 3', 4', 5', 6', 7', 8'

Stair Rail Lengths: 3', 4', 5', 6', 7', 8'

Post Dimensions: 2" x 2" x .090" wall (standard); 2 1/2" x 2 1/2" x .125" wall (optional)


Spindle: 3/4" x 3/4" x .053" wall

Spindle Spacing: 3.875"

Stylish Top Rail: 1 3/4" w (.090") x 1 3/8" t (.085")

Mid Rail: 1 3/4" w (.070") x 1 1/4" t (.070")

Bottom Rail: 1 3/4" w (.090") x 1 1/4" t (.120")



### C31 RAILING SPECIFICATIONS

Railing Heights: 36", 42"

Railing Lengths: 3', 4', 5', 6', 7', 8'

Stair Rail Lengths: 3', 4', 5', 6', 7', 8'

Post Dimensions: 2" x 2" x .090" wall (standard); 2 1/2" x 2 1/2" x .125" wall (optional)


Spindle: 3/4" x 3/4" x .053" wall

Spindle Spacing: 3.875"

Stylish Top Rail: 1 3/4" w (.090") x 1 3/8" t (.085")

**Mid Rail: 1 3/4" w (.070") x 1 1/4" t (.070")**

Bottom Rail: 1 3/4" w (.090") x 1 1/4" t (.120")



### C32 RAILING SPECIFICATIONS

Railing Heights: 36", 42"

Railing Lengths: 3', 4', 5', 6', 7', 8'

Stair Rail Lengths: 3', 4', 5', 6', 7', 8'

Post Dimensions: 2" x 2" x .090" wall (standard); 2 1/2" x 2 1/2" x .125" wall (optional)


Spindle: 3/4" x 3/4" x .053" wall

Spindle Spacing: 3.875"

Stylish Top Rail: 1 3/4" w (.090") x 1 3/8" t (.085")

Mid Rail: 1 3/4" w (.070") x 1 1/4" t (.070")

Bottom Rail: 1 3/4" w (.090") x 1 1/4" t (.120")



## Additional Westbury Products

### Call for Pricing

\*\*Products are available in all colors

\*\* C33 and C34 are also offered with Round Spindles.

### C33 RAILING SPECIFICATIONS

Railing Heights: 36", 42"

Railing Lengths: 3', 4', 5', 6', 7', 8'

Stair Rail Lengths: 3', 4', 5', 6', 7', 8'

Post Dimensions: 2" x 2" x .090" wall (standard); 2 1/2" x 2 1/2" x .125" wall (optional)

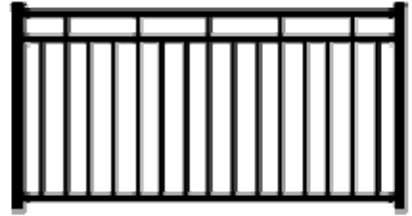
Spindle: 3/4" x 3/4" x .053" wall

Spindle Spacing: 3.875"

Stylish Top Rail: 1 3/4" w (.090") x 1 3/8" t (.085")

Mid Rail: 1 3/4" w (.070") x 1 1/4" t (.070")

Bottom Rail: 1 3/4" w (.090") x 1 1/4" t (.120")



### C34 RAILING SPECIFICATIONS

Railing Heights: 36", 42"

Railing Lengths: 3', 4', 5', 6', 7', 8'

Stair Rail Lengths: 3', 4', 5', 6', 7', 8'

Post Dimensions: 2" x 2" x .090" wall (standard); 2 1/2" x 2 1/2" x .125" wall (optional)


Spindle: 3/4" x 3/4" x .053" wall

Spindle Spacing: 3.875"

Stylish Top Rail: 1 3/4" w (.090") x 1 3/8" t (.085")

Mid Rail: 1 3/4" w (.070") x 1 1/4" t (.070")

Bottom Rail: 1 3/4" w (.090") x 1 1/4" t (.120")



### C70 GLASS RAILING SPECIFICATIONS

Railing Heights: 36", 42"

Railing Lengths: 3', 4', 5', 6'

Stair Rail Lengths: All Stair Rails are Custom Ordered

Post Dimensions: 2" x 2" x .090" wall (standard); 2 1/2" x 2 1/2" x .125" wall (optional)

Glass Panel: 1/4" Tempered Glass

Stylish Top Rail: 1 3/4" w (.085") x 1 3/8" t (.085")

Bottom Rail: 1 3/4" w (.085") x 1 1/4" t (.085")



# ADA Continuous Handrail Application Guide

## CHR Continuous Handrail ALUMINUM



1 3/8" Handrail  
(Aluminum)



Internal Connector




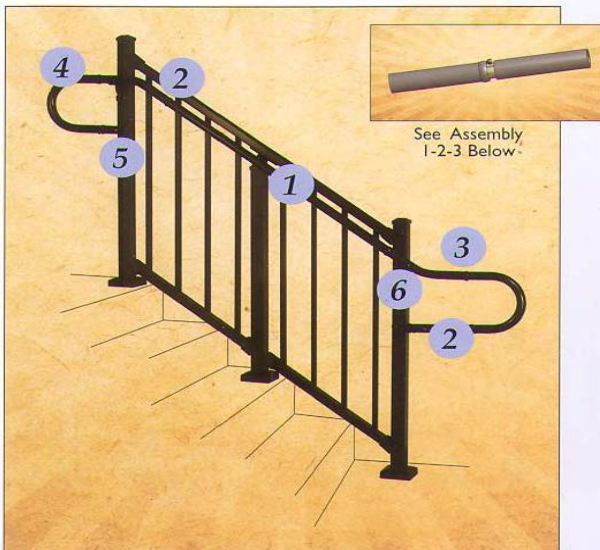
1/8" Collar Rings  
(to cover splice)



Handrail Return  
(180° Elbow)



Wall Return



Handrail Elbows  
(5°, 31°, 34° and 36° Elbows)



Handrail Elbow  
(90° Elbow)



Inside Corner Mount



Internal End Cap



Wall Mount


Aluminum Continuous Handrail is ADA compliant.

# ADA Continuous Handrail

| <u>Part #</u> | <u>Description</u>    | <u>Price</u> |
|---------------|-----------------------|--------------|
| CHR-16-z      | 1 3/8" x 16' Handrail | \$ 85.89     |
| CHR-8-z       | 1 3/8" x 8' Handrail  | \$ 47.78     |



|            |            |          |
|------------|------------|----------|
| CHR-E180-z | 180° Elbow | \$ 39.38 |
|------------|------------|----------|



|           |           |          |
|-----------|-----------|----------|
| CHR-E90-z | 90° Elbow | \$ 25.89 |
|-----------|-----------|----------|



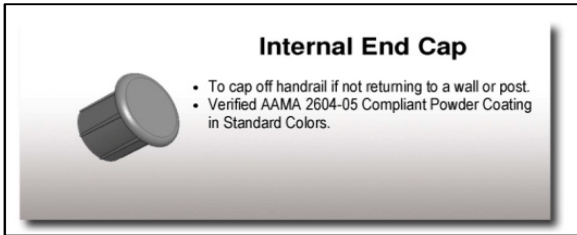
|           |           |          |
|-----------|-----------|----------|
| CHR-E36-z | 36° Elbow | \$ 25.89 |
| CHR-E34-z | 34° Elbow | \$ 25.89 |
| CHR-E31-z | 31° Elbow | \$ 25.89 |
| CHR-E5-z  | 5° Elbow  | \$ 25.89 |




z = Color    BF = Black Fine Texture | NF = Bronze Fine Texture | W = White | G = Green | B = Black  
 N = Bronze | BE = Beige | C = Chocolate | SW = Speckled Walnut | SS = Sandy Shore | CL = Clay

# ADA Continuous Handrail

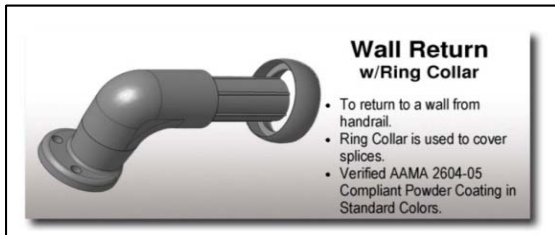
| <u>Part #</u> | <u>Description</u>      | <u>Price</u> |
|---------------|-------------------------|--------------|
| CHR-EC-z      | 1 3/8" Internal End Cap | \$ 4.61      |



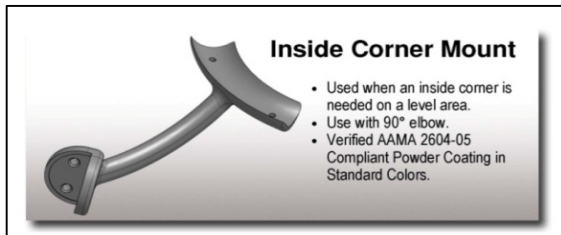
|         |                                  |         |
|---------|----------------------------------|---------|
| CHR-C-z | 4" Internal Connector (w/Collar) | \$ 8.25 |
|---------|----------------------------------|---------|




|          |                        |          |
|----------|------------------------|----------|
| CHR-WR-z | Wall Return (w/Collar) | \$ 14.66 |
|----------|------------------------|----------|



|           |                                |          |
|-----------|--------------------------------|----------|
| CHR-ICM-z | Inside Corner Mount (w/screws) | \$ 12.74 |
|-----------|--------------------------------|----------|



|          |                       |          |
|----------|-----------------------|----------|
| CHR-WM-z | Wall Mount (w/screws) | \$ 15.13 |
|----------|-----------------------|----------|



z = Color      BF = Black Fine Texture | NF = Bronze Fine Texture | W = White | G = Green | B = Black  
 N = Bronze | BE = Beige | C = Chocolate | SW = Speckled Walnut | SS = Sandy Shore | CL = Clay

# AGE CRAFT RAILINGS

## COLONIAL RAILING

### PANEL LENGTH

2'  
3'  
4'  
5'  
6'  
7'  
8'

| 3/4" x 1/2" on 4" Centers |        |        |
|---------------------------|--------|--------|
| 36"                       | 42"    | 48"    |
| 58.80                     | 63.00  | 67.20  |
| 88.20                     | 93.80  | 102.20 |
| 119.00                    | 126.00 | 135.80 |
| 147.00                    | 158.20 | 169.40 |
| 177.80                    | 190.40 | 204.40 |
| 207.20                    | 221.20 | 238.00 |
| 235.20                    | 253.40 | 271.60 |

| 2" x 1/2" on 6" Centers |        |        |
|-------------------------|--------|--------|
| 36"                     | 42"    | 48"    |
| 63.00                   | 67.20  | 71.40  |
| 93.80                   | 100.80 | 107.80 |
| 126.00                  | 134.40 | 144.20 |
| 155.40                  | 168.00 | 179.20 |
| 187.60                  | 201.60 | 217.00 |
| 218.40                  | 235.20 | 253.40 |
| 250.60                  | 270.20 | 289.80 |

Newell Post w/Top & Bottom Flange

Gate Kit (Rail Sold Separately)

Straight Crossover Kit

Step Crossover Kit

Straight Connector (4/Pkg)

Utility Connector (4/Pkg Steps/Slopes)

Stub Shoe

Horizontal Swivel (4/Pkg For Angles)


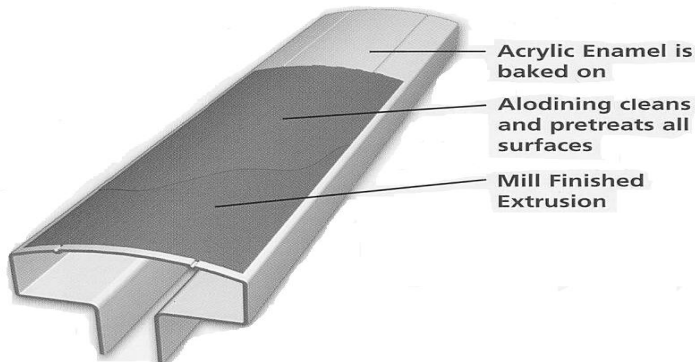
Lag Screws (4/Pkg)

Plastic Conical Anchors (4/Pkg)

5/16" Masonry Bit

|        |        |        |
|--------|--------|--------|
| 60.20  | 63.00  | 64.40  |
| 151.20 | 158.20 | 169.40 |
| 77.00  | 78.40  | 81.20  |
| 93.80  | 98.00  | 99.40  |
| 15.40  | 15.40  | 15.40  |
| 37.80  | 37.80  | 37.80  |
| 4.20   | 4.20   | 4.20   |
| 37.80  | 37.80  | 37.80  |
| 8.40   | 8.40   | 8.40   |
| 4.20   | 4.20   | 4.20   |
| 16.80  | 16.80  | 16.80  |

|        |        |        |
|--------|--------|--------|
| 60.20  | 63.00  | 64.40  |
| 151.20 | 158.20 | 169.40 |
| 77.00  | 78.40  | 81.20  |
| 93.80  | 98.00  | 99.40  |
| 15.40  | 15.40  | 15.40  |
| 37.80  | 37.80  | 37.80  |
| 4.20   | 4.20   | 4.20   |
| 37.80  | 37.80  | 37.80  |
| 8.40   | 8.40   | 8.40   |
| 4.20   | 4.20   | 4.20   |
| 16.80  | 16.80  | 16.80  |



2 inch or 3/4 inch wide picket

**Colors: White, Black, Bronze, Pebblestone Clay**

# AGE CRAFT RAILINGS

## TWIN RAILING

### PANEL LENGTH

|    | 3/4" x 1/2" on 4" Centers |        |        | 2" x 1/2" on 6" Centers |        |        |
|----|---------------------------|--------|--------|-------------------------|--------|--------|
|    | 36"                       | 42"    | 48"    | 36"                     | 42"    | 48"    |
| 2' | 77.00                     | 81.20  | 85.40  | 82.60                   | 88.20  | 92.40  |
| 3' | 114.80                    | 121.80 | 127.40 | 123.20                  | 133.00 | 140.00 |
| 4' | 152.60                    | 159.60 | 169.40 | 163.80                  | 176.40 | 186.20 |
| 5' | 191.80                    | 200.20 | 211.40 | 201.60                  | 221.20 | 231.00 |
| 6' | 229.60                    | 240.80 | 253.40 | 242.20                  | 264.60 | 277.20 |
| 7' | 266.00                    | 281.40 | 295.40 | 282.80                  | 308.00 | 323.40 |
| 8' | 305.20                    | 320.60 | 337.40 | 322.00                  | 354.20 | 368.20 |

|  |        |        |        |        |        |        |
|--|--------|--------|--------|--------|--------|--------|
| Newell Post w/Top & Bottom Flange        | 60.20  | 63.00  | 64.40  | 60.20  | 63.00  | 64.40  |
| Gate Kit (Rail Sold Separately)          | 179.20 | 190.40 | 200.20 | 179.20 | 190.40 | 200.20 |
| Straight Crossover Kit                   | 84.00  | 85.40  | 86.80  | 84.00  | 85.40  | 86.80  |
| Step Crossover Kit                       | 105.00 | 106.40 | 109.20 | 105.00 | 106.40 | 109.20 |
| Straight Connector (6/Pkg)               | 22.40  | 22.40  | 22.40  | 22.40  | 22.40  | 22.40  |
| Utility Connector(6/Pkg Steps or Slopes) | 56.00  | 56.00  | 56.00  | 56.00  | 56.00  | 56.00  |
| Stub Shoe                                | 5.60   | 5.60   | 5.60   | 5.60   | 5.60   | 5.60   |
| Horizontal Swivel (6/Pkg For Angles)     | 56.00  | 56.00  | 56.00  | 56.00  | 56.00  | 56.00  |
| Lag Screws (4/Pkg)                       | 8.40   | 8.40   | 8.40   | 8.40   | 8.40   | 8.40   |
| Plastic Conical Anchors (4/Pkg)          | 4.20   | 4.20   | 4.20   | 4.20   | 4.20   | 4.20   |
| 5/16" Masonry Bit                        | 16.80  | 16.80  | 16.80  | 16.80  | 16.80  | 16.80  |

## COLONIAL TWIN STYLE RAILING

\*\*Available in white, black, bronze and pebblestone clay

\*\*Available with both 3/4" and 2" pickets

\*\*Available in all the same heights as our Colonial Railing

\*\*Uses the Colonial Top Rail with an intermediary bottom rail

\*\*Uses the same BOCA approved extrusions as our Colonial Railing



**Colors: White, Black, Bronze, Pebblestone Clay**

# AGE CRAFT RAILINGS

## FRENCH QUARTER

### PANEL LENGTH

| 3/4" x 1/2" on 4" Centers |        |        |        |
|---------------------------|--------|--------|--------|
|                           | 36"    | 42"    | 48"    |
| 2'                        | 85.40  | 88.20  | 92.40  |
| 3'                        | 127.40 | 133.00 | 140.00 |
| 4'                        | 169.40 | 176.40 | 186.20 |
| 5'                        | 211.40 | 221.20 | 231.00 |
| 6'                        | 247.80 | 264.60 | 277.20 |
| 7'                        | 295.40 | 308.00 | 323.40 |
| 8'                        | 337.40 | 354.20 | 369.60 |

|   |        |        |        |
|---|--------|--------|--------|
| Newell Post w/Top & Bottom Flange         | 60.20  | 63.00  | 64.40  |
| Gate Kit (Rail Sold Separately)           | 177.80 | 190.40 | 200.20 |
| Straight Crossover Kit                    | 82.60  | 85.40  | 86.80  |
| Step Crossover Kit                        | 105.00 | 106.40 | 109.20 |
| Straight Connector (6/Pkg)                | 22.40  | 22.40  | 22.40  |
| Utility Connector (6/Pkg Steps or Slopes) | 56.00  | 56.00  | 56.00  |
| Stub Shoe                                 | 4.20   | 4.20   | 4.20   |
| Horizontal Swivel (6/Pkg For Angles)      | 56.00  | 56.00  | 56.00  |
| Lag Screws (4/Pkg)                        | 8.40   | 8.40   | 8.40   |
| Plastic Conical Anchors (4/Pkg)           | 4.20   | 4.20   | 4.20   |
| 5/16" Masonry Bit                         | 16.80  | 16.80  | 16.80  |

## FRENCH QUARTER STYLE RAILING

\*\*Available in white, black, bronze and pebblestone clay

\*\*Available with either the Majestic or Imperial finial

\*\*Available with a 3/4" x 1/2" picket only

\*\*Available in all the same heights as our Colonial Railing

\*\*Uses the same BOCA approved extrusions as our Colonial Railing



**Colors: White, Black, Bronze, Pebblestone Clay**