

## WOOD and WOOD FITTINGS

---

[POSTOPPERS](#)

---

[PRESSURE TREATED BOARDS](#)

---

[PRESSURE TREATED PANELS](#)

---

[PRE-STAINED & SEALED WOOD](#)

---

[SPLIT RAIL — RED CEDAR](#)

---

[WESTERN RED CEDAR BOARDS](#)

---

[WESTERN RED CEDAR PANELS](#)

---

[WOOD GATE HARDWARE](#)

---

Code	Size	Wt. Each	Std. Qty	Price
------	------	-------------	-------------	-------

## **WESTERN RED CEDAR BOARDS**

### **WESTERN RED CEDAR BOARDS — # 1 QUALITY**

#### **4" BOARDS (9/16"-5/8" x Full 4')**

RCB1-144	5/8" x 4" x 4'	2.5	540	<b>\$1.05</b>
RCB1-144DE	5/8" x 4" x 4'	2.5	540	<b>\$1.23</b>
RCB1-145	5/8" x 4" x 5'	3.0	540	<b>\$1.60</b>
RCB1-145DE	5/8" x 4" x 5'	3.0	540	<b>\$1.23</b>
RCB1-146	5/8" x 4" x 6'	3.5	540	<b>\$2.76</b>
RCB1-146DE	5/8" x 4" x 6'	3.5	540	<b>\$2.84</b>

#### **6" BOARDS (9/16"-5/8" x Full 6')**

RCB1-166DE	5/8" x 6" x 6'	5.0	360	<b>\$3.36</b>
------------	----------------	-----	-----	---------------

#### **6" BOARDS (3/4" x Full 6')**

RCB1-3Q64DE	3/4" x 6" x 4' Dog Ear #1	6	276	<b>\$2.94</b>
RCB1-3Q65DE	3/4" x 6" x 5' Dog Ear #1	6	276	<b>\$3.93</b>
RCB1-3Q66DE	3/4" x 6" x 6' Dog Ear #1	6	276	<b>\$4.63</b>
RCB1-3Q68DE	3/4" x 6" x 8' Dog Ear #1	6	276	<b>\$6.44</b>
RCB2-3Q64DE	3/4" x 6" x 4' Dog Ear #2 (NPS )	6	288	<b>\$2.51</b>
RCB2-3Q65DE	3/4" x 6" x 5' Dog Ear #2 (NPS )	6	288	<b>\$3.47</b>
RCB2-3Q66DE	3/4" x 6" x 6' Dog Ear #2 (NPS )	6	288	<b>\$4.05</b>

### **WESTERN RED CEDAR BACKRAILS**

RCB-248	2" x 4" x 8' Rough Appearance (Double End Trim)		168	<b>\$8.13</b>
RCB-2410	2" x 4" x 10' Rough Appearance		168	<b>\$9.77</b>
RCB2-248H	2" x 4" x 8' Highline		168	<b>\$7.08</b>
RCB2-248	2" x 4" x 8' Std. or Better		168	<b>\$4.24</b>

Code	Size		Wt. Each	Std Qty	Price
<b>WESTERN RED CEDAR POSTS</b>					
<b><u>WESTERN RED CEDAR POSTS</u></b>					
RCB-444	4 x 4 x 4	use w/OZ-Post OZ-C4-850	19	120	<b>\$6.71</b>
RCB-446	4 x 4 x 6	use w/OZ-Post OZ-C4-850	21	120	<b>\$8.75</b>
RCB-447	4 x 4 x 7		25	120	<b>\$13.90</b>
RCB-448	4 x 4 x 8		26	120	<b>\$17.01</b>
RCB-449	4 x 4 x 9		30	120	<b>\$19.88</b>
RCB-4410	4 x 4 x 10		34	120	<b>\$30.58</b>

STYLE	# of Boards	Item	4'	5'	6'	7'	8'
<b>PANELS — WESTERN RED CEDAR</b>							

**4" Boards (8' Wide)**

Solid or 1/2" Space	24	WP-RC4y	<b>\$70.13</b>	<b>\$75.31</b>	<b>\$121.37</b>		
Board-on-Board	27	WP-RC4y BB	<b>\$73.74</b>	<b>\$79.56</b>	<b>\$130.41</b>		
Picket, 2-1/2" Space	15	WP-RC4y P	<b>\$59.30</b>	<b>\$62.54</b>	<b>\$94.21</b>		

**6" Boards (8' Wide)**

Solid or 1/2" Space	16	WP-RC6y	<b>\$80.19</b>	<b>\$91.67</b>	<b>\$111.44</b>	<b>\$151.66</b>	<b>\$160.52</b>
Board-on-Board	17	WP-RC6y BB	<b>\$89.49</b>	<b>\$101.70</b>	<b>\$122.22</b>	<b>\$164.95</b>	<b>\$173.87</b>
Board-on-Board Deluxe	19	WP-RC6y BBD	<b>\$95.16</b>	<b>\$108.81</b>	<b>\$130.83</b>	<b>\$178.60</b>	<b>\$187.66</b>

y = Fence Height

Code	Description	Wt. Each	Price
<b>PRE-STAINED &amp; SEALED WOOD</b>			
<b><u>Western Red Cedar - Rustic Brown</u></b>			
<b><u>4" BOARDS (3/4" x 4")</u></b>			
RCB2-3Q44DE-RB	3/4" x 4" x 4' Dog Ear #2 (NPS )	5	<b>\$1.82</b>
RCB2-3Q46DE-RB	3/4" x 4" x 6' Dog Ear #2 (NPS )	5.65	<b>\$2.70</b>
RCB2-3Q48DE-RB	3/4" x 4" x 8' Dog Ear #2 (NPS )	7.5	<b>\$3.61</b>
<b><u>6" BOARDS (3/4" x 6")</u></b>			
RCB2-3Q64DE-RB	3/4" x 6" x 4' Dog Ear #2 (NPS )	6	<b>\$2.18</b>
RCB2-3Q65DE-RB	3/4" x 6" x 5' Dog Ear #2 (NPS )	6.5	<b>\$3.36</b>
RCB2-3Q66DE-RB	3/4" x 6" x 6' Dog Ear #2 (NPS )	7	<b>\$3.84</b>
<b><u>BackRails</u></b>			
RCB-248-RB	2" x 4" x 8' Rough	10	<b>\$6.08</b>
<b><u>Posts</u></b>			
RCB-447-RB	4 x 4 x 7 use w/OZ-Post OZ-C4-850	25	<b>\$19.98</b>

### PRE-STAINED WOOD PANELS

STYLE	# of Boards	Item	6' High
<b><u>6" Boards (8' Wide)</u></b>			
Solid or 1/2" Space	17	WP-RC66-RB	<b>\$138.99</b>
Board-on-Board	18	WP-RC66BB-RB	<b>\$151.21</b>
Board-on-Board Deluxe	20	WP-RC66BBD-RB	<b>\$162.06</b>

Code	Size	Wt. Each	Std. Qty	Price
<b>PRESSURE TREATED BOARDS</b>				
<b><u>ProWood Micro — KILN DRIED BOARDS (S4S)</u></b>				
<b><u>4" BOARDS (3/4" x 3-1/2")</u></b>				
ACQA-144DE	1 x 4 x 4	3.75	324	<b>\$2.21</b>
ACQA-145DE	1 x 4 x 5	4.75	324	<b>\$2.97</b>
ACQA-146DE	1 x 4 x 6	5.5	324	<b>\$3.04</b>
<b><u>6" BOARDS (3/4" x 5-1/2")</u></b>				
ACQA-164DE	1 x 6 x 4	5.6	256	<b>\$2.31</b>
ACQA-165DE	1 x 6 x 5	7	256	<b>\$3.42</b>
ACQA-166DE	1 x 6 x 6	8.25	256	<b>\$3.64</b>
ACQA-167DE	1 x 6 x 7	9.75	256	<b>\$4.34</b>
ACQA-168DE	1 x 6 x 8	11	256	<b>\$4.51</b>
<b><u>TREATED POPLAR BOARDS</u></b>				
ACQH-1616	1 x 6 x 16'		238	<b>\$9.62</b>
<b><u>6" BOARDS - 11/16" x 6" (Full)</u></b>				
ACQDE-166	1 x 6 x 6 Dog Ear		224	<b>\$2.46</b>
<b><u>TREATED BACKRAILS — #1 (S4S)</u></b>				
ACQ1-248	2 x 4 x 8	14.8	96	<b>\$4.13</b>
ACQ1-2410	2 x 4 x 10	18.5	96	<b>\$5.68</b>
<b><u>TREATED APPEARANCE POSTS — #2</u></b>				
ACQ2-446	4 x 4 x 6	32	65	<b>\$7.07</b>
ACQ2-448	4 x 4 x 8	36	65	<b>\$9.55</b>
ACQ2-4410	4 x 4 x 10	45	65	<b>\$13.02</b>
ACQ2-4412	4 x 4 x 12	54	65	<b>\$15.61</b>

STYLE	# of Boards	Item	4'	5'	6'	7'	8'
-------	-------------	------	----	----	----	----	----

## PANELS — PRESSURE TREATED

### 4" Boards Appearance Grade (8' Wide)

Solid or 1/2" Space	30	WP-TA4y	\$109.87	\$122.51	\$141.55		
Board-on-Board	30	WP-TA4y BB	\$120.46	\$133.98	\$154.07		
Picket, 2-1/2" Space	16	WP-TA4y P	\$73.28	\$80.51	\$93.28		

### 6" Solid Boards (8' Wide)

# 2 5/8"	17	WP-T266			\$39.90		
Rough 11/16" x Full 6"	16	WP-TR66			\$78.09		
Appearance Grade	17	WP-TA6y	\$91.76	\$113.75	\$120.89	\$153.69	\$186.58

### 6" Board-on-Board (8' Wide)

# 2 5/8"	20	WP-T266BB			\$42.56		
Rough 11/16" x Full 6"	17	WP-TR66BB			\$94.30		
Appearance Grade	19	WP-TA6y BB	\$104.27	\$128.86	\$136.30	\$172.20	\$200.13

### 6" Board-on-Board Deluxe (8' Wide)

Rough 11/16" x Full 6"	19	WP-TR66BBD			\$106.58		
Appearance Grade	21	WP-TA6y BBD	\$110.08	\$137.27	\$151.72	\$190.67	\$213.68






**For special panels or less than 5 panels**

**Add a setup charge of \$20.**

**y = Fence Height**

## SPECIAL TOPS

### FOR CEDAR OR PRESSURE TREATED

	Dog Ear Straight	Dog Ear Curved	English Gothic	Gothic	French Gothic
					
	T-DEB-S	T-DEB-C	T-EGB	T-GB	T-FGB
Board	.10	.10	.35	.15	.25
Post	3.00	3.00	6.00	4.00	5.00
	T-DEP-S	T-DEP-C	T-EGP	T-GP	T-FGP

## SPECIAL PANEL TOPS

Arch Top	<b>5.00</b>
Scallop Top	<b>5.00</b>
Board on Board Arch / Scallop	<b>8.00</b>
Less 8' Panel Size	<b>5.00</b>
"Rip" Board	<b>.10 /Ft.</b>

We will gladly customize the panels for you. Check for pricing.

## POST TOPPERS

### WESTERN RED CEDAR FINIAL and SPACERS

	4"		6"	
Spacer	S-55	\$ 1.25	S-66	\$ 7.00
Finial	PT-44x	\$ 8.45	PT-66x	\$ 22.00

\*\*Replace "x" with corresponding code in parenthesis below

WILLIAMSBURG (W)      ACORN (A)      WILLIAM & MARY (WM)      CARRIAGE LIGHT (CL)



Code	Size	WT. Each	Std. Qty	Price
------	------	-------------	-------------	-------

## **SPLIT RAIL FENCE**



### **GATES**

2-Rail Gate

**80.00**

3-Rail Gate

**90.00**



### **Treated West Virginia Lap Rail (Southern Yellow Pine)**

WVR-11-T	11' Rail Treated	45	100	<b>\$10.46</b>
WVP-2L-T	2-Rail Line Post Treated	31	50	<b>\$13.12</b>
WVP-2E-T	2-Rail End Post Treated	45	50	<b>\$14.36</b>
WVP-2C-T	2-Rail Corner Post Treated	45	50	<b>\$14.73</b>
WVP-3L-T	3-Rail Line Post Treated	50	50	<b>\$13.65</b>
WVP-3E-T	3-Rail End Post Treated	50	50	<b>\$14.91</b>
WVP-3C-T	3-Rail Corner Post Treated	50	50	<b>\$15.27</b>

### **WESTERN RED CEDAR**

RCR-10	10' Rail Heavy 12" - 14"	14	145	<b>\$10.82</b>
RCR-10J	10' Rail Jumbo 14" +	20	110	<b>\$14.48</b>

### **POSTS**


RCP-2L	2-Rail Line Post	15	72	<b>\$11.76</b>
RCP-2E	2-Rail End Post	15	72	<b>\$12.25</b>
RCP-2C	2-Rail Corner Post	15	68	<b>\$14.25</b>
RCP-3L	3-Rail Line Post	21	72	<b>\$14.55</b>
RCP-3E	3-Rail End Post	21	72	<b>\$15.13</b>
RCP-3C	3-Rail Corner Post	21	68	<b>\$16.52</b>










Code	Item	Std. Qty		Price
------	------	-------------	--	-------

## **WOOD GATE HARDWARE**

### **12" HINGES**

HT-12	12" T-Hinge & Strap	20		<b>\$41.05</b>
HBH-12	12" Bolt Hook & Strap ****	20		<b>\$41.13</b>

### **8" HINGES**

HT-8	8" T-Hinge Continental	20		<b>\$10.32</b>
HT-8M	8" T-Hinge Maxima	20		<b>\$10.58</b>
HSP-8	8" Spring Loaded T-Hinge Continental	20		<b>\$16.52</b>
HSH-8	8" Screw Hook & Strap Hinge Continental ****	20		<b>\$9.73</b>
HH-8	8" H-Hinge Maxima	20		<b>\$11.75</b>
HBH-8	8" Bolt Hook & Strap Hinge Continental ****	20		<b>\$19.87</b>
HSL-8	8" Long & Short Strap Hinge Continental	20		<b>\$11.00</b>

### **DOUBLE STRAP HINGES**

HDS-8N	8" Continental	20		<b>\$13.78</b>
HDS-8	8" Maxima	20		<b>\$11.56</b>
HDS-10	10" Maxima	20		<b>\$15.82</b>


Code	Item	Std. Qty		Price
------	------	-------------	--	-------

## **WOOD GATE HARDWARE**

### **SCREW HOOK & EYE HINGES**

HSHE-4	1/2" x 4" Zinc	30		<b>\$7.87</b>
HSHE-5	5/8" x 5" Zinc ****	30		<b>\$15.75</b>

### **ORNAMENTAL GATE LATCH & PULL**

GL-4	With 5" Thumb Lever ****	20		<b>\$11.62</b>
GL-6	With 6" Thumb Lever ****	20		<b>\$10.96</b>

### **PADDLE LATCH**


GL-P	Paddle	20		<b>\$9.72</b>
------	--------	----	---	---------------

### **MAXIMA LATCH**

MAX	Maxima Deluxe Latch	20		<b>\$12.50</b>
-----	---------------------	----	---	----------------

### **OTHER LATCHES**

SBL-B	Slide Bolt Latch - Black	30		<b>\$6.37</b>
SBL-Z	Slide Bolt Latch - Zinc ****	30		<b>\$4.41</b>


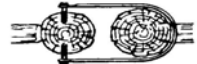
UGL-B	Universal Gate Latch - Black	50		<b>\$4.33</b>
UGL-Z	Universal Gate Latch - Zinc ****	50		<b>\$3.74</b>

\*\*\*\* - While Supplies Last : Call for Availability

Code	Item	Std. Qty	Price
------	------	----------	-------

## **WOOD GATE HARDWARE**

### **STOCKADE AND SPLIT RAIL LATCHES**

RLL	Rail Loop Latch - Zinc	30	 \$4.34
SLL	Stockade Loop Latch - Zinc ****	30	 \$3.84

### **ORNAMENTAL CANE BOLT**

CB-18	18" - Black	10		\$8.57
CB-24	24" - Black	10		\$11.83
CB-48	48" - Black			\$13.61

### **SPRING CLOSER**




SC-14	14" - Black ****	30		\$14.28
-------	------------------	----	---	---------

### **WOOD GATE HANDLE**

H-WG	Handle- Wood Gate	200		\$1.50
------	-------------------	-----	---	--------

## **WOOD POST ADAPTER**

### **WOOD POST ADAPTERS**

WPA-2L	2" Line Adapter			\$2.66
WPA-2E	2" End Adapter			\$2.74
WPA-2C	2" Corner Adapter			\$3.37
WPA-25L	2-1/2" Line Adapter			\$2.30
WPA-25-ADJ	2-1/2" Line Adapter - Adjustable			\$3.51
WPA-25E	2-1/2" End Adapter			\$2.66
WPA-25C	2-1/2" Corner Adapter			\$3.07
WPA-3L	3" Line Adapter			\$2.97
WPA-3E	3" End Adapter			\$3.18
WPA-3C	3" Corner Adapter			\$3.79

### **WAC A BRAC**

WAB-23	2-1/2" x 2" x 3"			\$2.52
WAB-24	2-1/2" x 2" x 4"			\$3.92

### **JOINER**

JOINER-24	2" x 4"			\$1.79
-----------	---------	--	---	--------

\*\*\*\* - While Supplies Last : Call for Availability